

3390

50MHz Arbitrary Waveform/ Function Generator



BEST IN CLASS PERFORMANCE

- 50MHz sine wave frequency
- 25MHz pulse frequency
- Arbitrary waveform generator with 256k-point, 14-bit resolution
- Built-in function generator capability includes: sine, square, triangle, noise, DC, etc.
- Precision pulses and square waves with fast (5ns) rise/fall times
- Built-in 10MHz external time base for multiple unit synchronization
- Built-in AM, FM, PM, FSK, PWM modulation
- Frequency sweep and burst capability
- Waveform creation software, KiWAVE, included
- LXI Class C compliance

synthesis (DDS) techniques to achieve this level of performance and functionality.

The exceptional signal quality of the Model 3390 is a result of its high resolution, fast rise and fall times, and deep memory. This combined with its low price makes it the ideal solution for applications that use the 50MHz bandwidth and below. Lower speed instruments cannot provide the signal accuracy of the Model 3390, even at bandwidths they were specifically designed for.

Arbitrary Waveform Generation (ARB)

With the Model 3390, you can precisely replicate real world signals. This 14-bit ARB provides the ability to define waveforms with up to 256,000 data points and generate them at a sampling rate of 125MSamples/second. For ease of use, up to four user-defined waveforms can be stored in the onboard non-volatile memory.

Function Generation

Standard output waveforms can be created by pressing one button on the front panel. Ten standard waveforms are provided, including the basic sine, square, ramp, and triangle shapes. The Model 3390 offers the highest repetition rates of any instrument in its class, allowing you to better emulate the signals you need to test.

Pulse Generation

Pulse capabilities have become critically important as devices being tested have become smaller, more sensitive, and more complex. To accurately duplicate the signals these tiny devices receive, very clean pulses with crisp edges are mandatory, which is why the Model 3390 offers the fastest rise time (5ns) and cleanest pulse shapes for this class of instrument.

Modulating Waveforms

The ability of the Model 3390 to modulate at high internal frequencies allows you to accurately simulate real-world conditions. Modulate any of your signals with the built-in AM, FM, PM, PWM, or FSK source, or use your own external modulation source.

Noise Generation

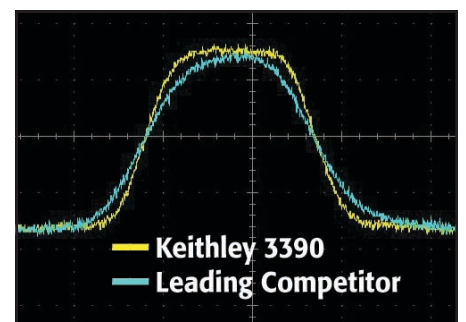
Inject noise into your device under test with the press of a button. The adjustable amplitude and offset parameters control how much or how little noise is produced. The fast rise times and high speed capability provides the precise noise simulation your applications require.

Keithley has paired the best-in-class performance of the Model 3390 Arbitrary Waveform/Function Generator with the best price in the industry to provide your applications with superior waveform generation functionality and flexibility at an unparalleled price.

From its fully featured Arbitrary Waveform Generator (ARB) to its high speed and ease-of-use, the Model 3390 is a complete signal generation solution for all your waveform application needs up to 50MHz.

Versatile Waveform Creation Capabilities

The Model 3390 generates highly stable and accurate waveforms that allow you to create almost any desired shape. It uses direct digital



The faster rise time results in cleaner pulses.

50MHz arbitrary waveform/function generator

SIGNAL GENERATORS

1.888.KEITHLEY (U.S. only)

www.keithley.com

KEITHLEY

A GREATER MEASURE OF CONFIDENCE

3390**Ordering Information****3390 50MHz Arbitrary Waveform/Function Generator****Accessories Supplied****Arbitrary Waveform Generator with power cord****One universal serial bus (USB) cable (USB-B-1)****One pattern generator cable (005-003-00003)****One Ethernet crossover cable (CA-180-3A)****CD-ROM containing user's manual.****ACCESSORIES AVAILABLE**

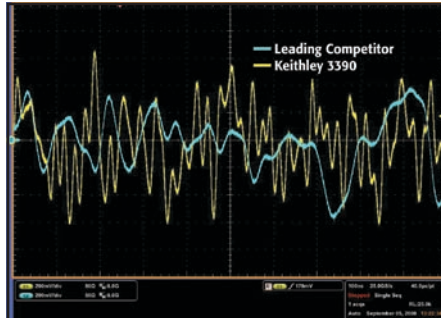
4299-3	Single Rack Mount Kit
4299-4	Dual Rack Mount kit
7755	50Ω Feed Through Terminator
7051-2	General Purpose BNC to BNC Cable (2ft)
7007-1	Shielded GPIB Cable, 1m
USB-B-3	USB cable, Type A to Type B, 3m (10ft)
KPCI-488LP	IEEE-488 Interface/Controller for the PCI bus
KUSB-488A	IEEE-488 USB-to-GPIB Interface Adapter

SERVICES AVAILABLE

3390-3Y-EW	1-year factory warranty extended to 3 years from date of shipment
C/3390-3Y-DATA	3 (Z540-1 compliant) calibrations within 3 years of purchase*

*Not available in all countries

50MHz Arbitrary Waveform/Function Generator



The 20MHz noise bandwidth of the Model 3390 is 2× better than the competition's.

Pattern Generation

The Model 3390 is the only instrument in its class with a Digital Pattern mode. It provides the ability to transmit arbitrary 16-bit patterns via a multi-pin connector located on the rear panel of the instrument. This feature can be used for applications such as testing clock and data signals directly, sending simple protocols to devices under test, and simulating simple control functions. With Keithley's KiWAVE software package, you can easily create complex and long patterns, which the Model 3390 can generate at varying speeds and amplitudes.

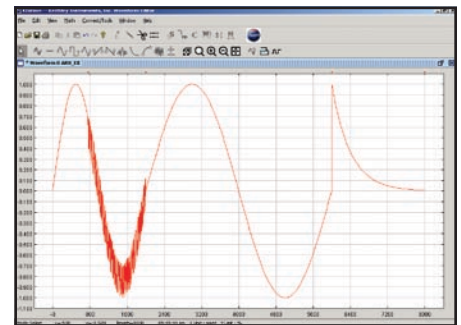
10MHz External Reference Expands Flexibility

The built-in 10MHz external time base is included at no extra cost. This external time base makes it simple to control multiple instruments from the same source, connect multiple Model

3390s together, and synchronize multiple signals of any shape.

Ease of Use

This instrument is easy to use. In most cases, pressing one button on the front panel or performing one or two mouse clicks on your PC is all that is necessary to generate or modify a waveform. The KiWAVE software package helps you define and manage waveforms, apply filters to waveforms, and display waveforms on a PC. In addition, the GPIB, USB, LAN, and LXI interfaces can connect the Model 3390 to most devices under test, instruments, and test fixtures.

**KiWAVE Waveform Editing Utility****LXI Class C Compliance**

The Model 3390 supports the physical, programmable, LAN, and Web portions of the emerging LAN eXtensions for Instrumentation (LXI) standard. The instrument can be monitored and controlled from any location on the LAN network via its LXI Web page.



Model 3390 rear panel

1.888.KEITHLEY (U.S. only)**www.keithley.com****KEITHLEY**

A GREATER MEASURE OF CONFIDENCE

3390

50MHz Arbitrary Waveform/ Function Generator

DISPLAY: Graph mode for visual verification of signal settings.

CAPABILITY:

Standard Waveforms: Sine, Square, Ramp, Triangle, Pulse, Noise, DC.

Built-in Arbitrary Waveforms: Exponential Rise and Fall, Negative ramp, Sin(x)/x, Cardiac.

Waveform Characteristics

SINE

FREQUENCY: 1μHz to 50MHz.

AMPLITUDE FLATNESS ^{1,2}
(Relative to 1kHz):
0.1dB (<100kHz)
0.15dB (<5MHz)
0.3dB (<20MHz)
0.5dB (<50MHz).

HARMONIC DISTORTION ^{2,3} (Unit: dBc):

DC to 20kHz: -65(<1Vpp) -65(≥1Vpp)
20kHz to 100kHz: -65(<1Vpp) -60(≥1Vpp)
100kHz to 1MHz: -50(<1Vpp) -45(≥1Vpp)
1MHz to 20MHz: -40(<1Vpp) -35(≥1Vpp)
20MHz to 50MHz: -30(<1Vpp) -30(≥1Vpp).

TOTAL HARMONIC DISTORTION ^{2,3}:

DC to 20kHz, V ≥ 0.5Vpp THD ≤ 0.06% (typical).

SPURIOUS ^{2,4} (non-harmonic): DC to 1MHz: -70dBc.

1MHz to 50MHz: -70dBc + 6dB/octave.

PHASE NOISE (10K Offset): -115 dBc/Hz, typical when
f ≥ 1MHz, V ≥ 0.1Vpp.

SQUARE

FREQUENCY: 1μHz to 25MHz.

RISE/FALL TIME: <10ns.

OVERSHOOT: <2%.

VARIABLE DUTY CYCLE: 20% to 80% (to 10MHz), 40% to 60%
(to 25MHz).

ASYMMETRY: 1% of period + 5ns (@ 50% duty).

JITTER (RMS): 1ns + 100ppm of period.

RAMP, TRIANGLE

FREQUENCY: 1μHz to 200kHz.

LINEARITY: <0.1% of peak output.

SYMMETRY: 0.0% ~ 100.0%.

PULSE

FREQUENCY: 500μHz to 10MHz.

PULSE WIDTH: 20ns minimum, 10ns res. (period ≤ 10s).

VARIABLE EDGE TIME: <10ns to 100ns.

OVERSHOOT: <2%.

JITTER (RMS): 300ps + 0.1ppm of period.

NOISE

BANDWIDTH: 20MHz typical.

ARBITRARY

FREQUENCY: 1μHz to 10MHz.

LENGTH: 2 to 256K.

RESOLUTION: 14 bits (including sign).

SAMPLE RATE: 125Msamples/s.

MIN RISE/FALL TIME: 30ns typical.

LINEARITY: <0.1% of peak output.

SETTLING TIME: <250ns to 0.5% of final value.

JITTER(RMS): 6ns + 30ppm.

NON-VOLATILE MEMORY: 4 waveforms * 256K points.

COMMON CHARACTERISTIC

FREQUENCY RESOLUTION: 1μHz.

AMPLITUDE RANGE: 10mVpp to 10Vpp in 50Ω
20mVpp to 20Vpp in Hi-Z.

AMPLITUDE ACCURACY ^{1,2} (at 1kHz): ±1% of setting ±1mVpp.

AMPLITUDE UNITS: Vpp, Vrms, dBm.

AMPLITUDE RESOLUTION: 4 digits.

DC OFFSET RANGE (Peak AC + DC):
±5V in 50Ω, ±10V in Hi-Z.

DC OFFSET ACCURACY ^{1,2}
±2% of offset setting, ±0.5% of amplitude setting.

DC OFFSET RESOLUTION: 4 digits.

MAIN OUTPUT IMPEDANCE: 50Ω typical.

MAIN OUTPUT ISOLATION: 42Vpk maximum to earth.

MAIN OUTPUT PROTECTION: Short-circuit protected; over-
load automatically disables main output.

INTERNAL FREQUENCY REFERENCE ACCURACY ⁵:
±10ppm in 90 days, ±20ppm in 1 year.

EXTERNAL FREQUENCY REFERENCE STANDARD/OPTION:
Standard.

EXTERNAL FREQUENCY INPUT:

Lock Range: 10MHz ±500Hz.

Level: 100mVpp ~ 5Vpp.

Impedance: 1kΩ typical, AC coupled.

Lock Time: <2 seconds.

EXTERNAL LOCK RANGE: 10MHz.

FREQUENCY OUTPUT:

Level: 632mVpp (0dBm), typical.

Impedance: 50Ω typical, AC coupled.

PHASE OFFSET:

Range: -360° to +360°.

Resolution: 0.001°.

Accuracy: 8ns.

MODULATION

MODULATION TYPE: AM, FM, PM, FSK, PWM, Sweep, and
Burst.

AM

CARRIER: Sine, Square, Ramp, ARB.

SOURCE: Internal/External.

INTERNAL MODULATION: Sine, Square, Ramp, Triangle,
Noise, ARB.

FREQUENCY (Internal): 2mHz to 20kHz.

DEPTH: 0.0% ~ 120.0%.

FM

CARRIER: Sine, Square, Ramp, ARB.

SOURCE: Internal/External.

INTERNAL MODULATION: Sine, Square, Ramp, Triangle,
Noise, ARB.

FREQUENCY (Internal): 2mHz to 20kHz.

DEVIATION: DC ~ 25MHz.

PM

CARRIER: Sine, Square, Ramp, ARB.

SOURCE: Internal/External.

INTERNAL MODULATION: Sine, Square, Ramp, Triangle,
Noise, ARB.

FREQUENCY (INTERNAL): 2mHz to 20kHz.

DEVIATION: 0.0° to 360°.

PWM

CARRIER: Pulse.

SOURCE: Internal/External.

INTERNAL MODULATION: Sine, Square, Ramp, Triangle,
Noise, ARB.

FREQUENCY (INTERNAL): 2mHz to 20kHz.

DEVIATION: 0% ~ 100% of pulse width.

FSK

CARRIER: Sine, Square, Ramp, ARB.

SOURCE: Internal/External.

INTERNAL MODULATION: 50% duty cycle Square.

FREQUENCY (INTERNAL): 2mHz to 100kHz.

EXTERNAL MODULATION INPUT⁶

VOLTAGE RANGE: ±5V full scale.

INPUT RESISTANCE: 8.7kΩ typical.

BANDWIDTH: DC to 20kHz.

SWEEP

WAVEFORMS: Sine, Square, Ramp, ARB.

TYPE: Linear or logarithmic.

DIRECTION: Up or down.

SWEEP TIME: 1ms ~ 500s.

TRIGGER: Internal, External, or Manual.

MARKER: Falling edge of sync signal (programmable
frequency).

BURST⁷

WAVEFORMS: Sine, Square, Ramp, Triangle, Noise, ARB.

TYPE: Internal/External.

START/STOP PHASE: -360° to +360°.

INTERNAL PERIOD: 1μs ~ 500s.

GATED SOURCE: External trigger.

TRIGGER SOURCE: Internal, External, or Manual.

TRIGGER INPUT

LEVEL: TTL compatible.

SLOPE: Rising or falling (selectable).

PULSE WIDTH: >100ns.

IMPEDANCE: >10kΩ, DC coupled.

LATENCY: <500ns.

TRIGGER OUTPUT

LEVEL: TTL compatible into ≥1kΩ.

PULSE WIDTH: >400ns.

OUTPUT IMPEDANCE: 50Ω typical.

MAXIMUM RATE: 1MHz.

FAN-OUT: ≤4 Keithley 3390s.

PATTERN MODE

CLOCK MAXIMUM RATE: 50MHz.

OUTPUT: Level: TTL compatible into ≥2kΩ.

Output Impedance: 110Ω typical.

PATTERN LENGTH: 2 to 256K.

Model 3390 specifications

SIGNAL GENERATORS

1.888.KEITHLEY (U.S. only)

www.keithley.com

KEITHLEY

A GREATER MEASURE OF CONFIDENCE

3390

50MHz Arbitrary Waveform/ Function Generator

GENERAL

POWER SUPPLY: CAT II 110–240VAC ±10%.
POWER CORD FREQUENCY: 50Hz to 60Hz.
POWER CONSUMPTION: 50VA max.
OPERATING ENVIRONMENT: 0° to 50°C.
STORAGE TEMPERATURE: –30° to 70°C.
INTERFACE: USB, LAN, LXI-C, GPIB.
LANGUAGE: SCPI-1993, IEEE-488.2.
DIMENSIONS: 107mm high × 224mm wide × 380mm deep (4.2 in. × 8.8 in. × 15 in.).
WEIGHT: 4.08kg.
SAFETY: Conforms with European Union Directive 73/23/EEC, EN 61010-1.
EMC: Conforms with European Union Directive 89/336/EEC, EN 61326-1.
WARM-UP: 1 hour.

NOTES:

1. Add 10%/°C of spec for offset and amplitude for operation outside the range of 18° to 28°C.
2. Autorange enabled.
3. DC offset set to 0V.
4. Spurious output at low amplitude is –75dBm typical.
5. Add 1ppm/°C average for operation outside the range of 18° to 28°C.
6. FSK uses trigger input (1MHz maximum).
7. Sine and square waveforms above 10MHz are allowed only with an "infinite" burst count.

Model 3390 specifications

Specifications are subject to change without notice.

All Keithley trademarks and trade names are the property of Keithley Instruments, Inc.
All other trademarks and trade names are the property of their respective companies.

KEITHLEY

A G R E A T E R M E A S U R E O F C O N F I D E N C E

KEITHLEY INSTRUMENTS, INC. ■ 28775 AURORA ROAD ■ CLEVELAND, OHIO 44139-1891 ■ 440-248-0400 ■ Fax: 440-248-6168 ■ 1-888-KEITHLEY ■ www.keithley.com

BELGIUM

Sint-Pieters-Leeuw
Ph: 02-3630040
Fax: 02-3630064
info@keithley.nl
www.keithley.nl

CHINA

Beijing
Ph: 8610-82255010
Fax: 8610-82255018
china@keithley.com
www.keithley.com.cn

FINLAND

Espoo
Ph: 09-88171661
Fax: 09-88171662
finland@keithley.com
www.keithley.com

FRANCE

Saint-Aubin
Ph: 01-64532020
Fax: 01-60117726
info@keithley.fr
www.keithley.fr

GERMANY

Germering
Ph: 089-84930740
Fax: 089-84930734
info@keithley.de
www.keithley.de

INDIA

Bangalore
Ph: 080-26771071, -72, -73
Fax: 080-26771076
support_india@keithley.com
www.keithley.com

ITALY

Peschiera Borromeo (Mi)
Ph: 02-5538421
Fax: 02-55384228
info@keithley.it
www.keithley.it

JAPAN

Tokyo
Ph: 81-3-5733-7555
Fax: 81-3-5733-7556
info.jp@keithley.com
www.keithley.jp

KOREA

Seoul
Ph: 82-2-574-7778
Fax: 82-2-574-7838
keithley@keithley.co.kr
www.keithley.co.kr

MALAYSIA

Penang
Ph: 60-4-656-2592
Fax: 60-4-656-3794
chan_patrick@keithley.com
www.keithley.com

NETHERLANDS

Gorinchem
Ph: 0183-635333
Fax: 0183-630821
info@keithley.nl
www.keithley.nl

SINGAPORE

Singapore
Ph: 65-6747-9077
Fax: 65-6747-2991
koh_william@keithley.com
www.keithley.com.sg

SWEDEN

Solna
Ph: 08-50904600
Fax: 08-6552610
sweden@keithley.com
www.keithley.com

SWITZERLAND

Zürich
Ph: 044-8219444
Fax: 044-8203081
info@keithley.ch
www.keithley.ch

TAIWAN

Hsinchu
Ph: 886-3-572-9077
Fax: 886-3-572-9031
info.kei@keithley.com.tw
www.keithley.com.tw

UNITED KINGDOM

Theale
Ph: 0118-9297500
Fax: 0118-9297519
info@keithley.co.uk
www.keithley.co.uk

SIGNAL GENERATORS